





PEBBLE 30W PBL-30





 Body Color

  Reflector Color

 Die cast Aluminium Body

 IP44 Rated

 IP20 Rated Control gear

 50000 Hrs Lifetime


Pebble is a versatile recessed linear spot light that can be used widely in indoors, easy to mount on the ceiling recess. The luminaire offering a broad range of power,color temperatures and options like motion detection, timer, sleep and twilight function.

This range of products are popular for a wide range of application such as Retail Showrooms,Lobbies,Concourse, Shopping Malls and other indoor spaces.

Luminaire Details:

Product Name	: Pebble
Product Type	: LED Recessed Linear Spot Light
Product code	: PBL-30
Efficiency Classification	: Class B
Luminaire Type	: COB
Fixture Type	: Fixed





Correlated Color Temperature:



			
3000K	4000K	5000K	6500K

Light Source Details:

Light Emission	: Spot Emission
Source brand	: Cree
Rated Power	: 30W
CRI	: >80
UGR	: <19
McAdam Binning	: Step 3

CCT	Rated Lumens
 3000K	2700 lms
 4000K	2850 lms
 5000K	3000 lms
 6500K	3150 lms

Luminaire Housing:

Body	: Die cast Aluminium
Reflector type	: Aluminium Reflector
Lens/Diffuser	: TIR Lens Diffuser
Storage Temperature (Ts)	: -40 to 60°C
Ambient Temperature (Ta)	: -20 to 50°C
Humidity	: RH 10-90 %

5 Years Product Warranty

Control Gear Specifications:

Control Gear Brand	: Hansa Green
Input Voltage	: 220-240V AC
Input Current	: 0.146A
Frequency	: 50/60Hz
Output Voltage	: 25-45 V DC Max.
Output Current	: 750 mA
Max. Output power	: 32W
Power Factor	: >0.9
THD	: <15%
Case temperature(Tc)	: 80°C
Ambient Temperature	: -20 to 60 C
Over voltage protection	: Available
Short circuit Protection	: Available
No-Load Protection	: Available
Burst Protection Voltage	: 1KV
Surge Protection Voltage	: 1KV(L to N) & 2KV(L/N to Earth)

Control Gear Compatibility:

Control Gear is the driving unit of LED. Pebble is compatible with Phase cut dimming, 0-10/1-10V dimming and DALI Dimming control gears.



Optics and Beam Angle:

24° Optics

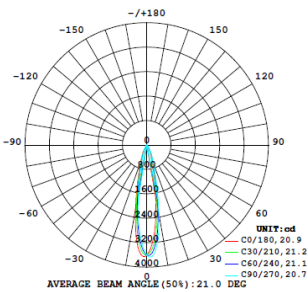
Add-on sensor Compatibility:



Pebble is compatible with external add-on motion detection and daylight sensors.

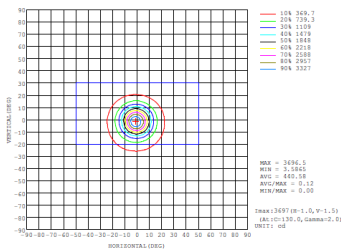
Photometric Details:

Photometric testing provides a comprehensive laboratory service for testing the amount, colour, quality and spatial distribution of light emitted from lamps, LEDs and luminaires. The standard photometric data files in IES (.ies) and EULUMDAT (.ldt) formats per IES LM 79-08 and BS EN 13032



Height	Beam Dia	Angle	Diameter
1m	3482.34941x		36.57mm
2m	6964.89882x		73.14mm
3m	10447.34823x		109.70mm
4m	13929.79764x		146.27mm
5m	17412.24705x		182.84mm
6m	20894.69646x		219.41mm
7m	24377.14587x		255.97mm
8m	27859.59528x		292.54mm
9m	31342.04469x		329.11mm
10m	34824.49410x		365.68mm

Note: The Curves indicate the illuminated area and the average illumination when the luminaire is at different distance.



Emergency Compatibility:

Pebble is compatible with emergency kits



Physical Dimensions:



Length	: 415 mm
Width	: 47 mm
Height	: 50 mm
Cut-Out	: 407*39 mm

Ordering Codes

CCT	Code
3000K	629078030521
4000K	629078030541
5000K	629078030561
6500K	629078030591